

# LUXURY POWER CATAMARAN

# 70


## SPECIFICATIONS





## INDEX

<u>4</u>	<u>Specifications</u>
<u>5</u>	<u>Propulsion</u> <u>Construction</u> <u>Features</u> <u>Interior Layout</u>
<u>6</u>	<u>EXTERIOR</u> <u>– Hull and Deck Features</u> <u>– Cockpit</u>
<u>7</u>	<u>– Stern</u> <u>– Flybridge</u>
<u>8</u>	<u>INTERIOR</u> <u>– Salon</u> <u>– Galley / Dining</u>
<u>9</u>	<u>– Master Cabin</u> <u>– VIP Cabins</u> <u>– Crew/Guest Cabin</u>
<u>10</u>	<u>– Navigation</u> <u>– Pantry/Laundry</u>  <u>SYSTEMS</u> <u>– Engine Room</u> <u>– Electrical</u>
<u>11</u>	<u>OPTIONAL LAYOUTS</u>



### Aquila 70 Luxury Power Catamaran Specifications

Length overall (LOA)	<b>21.26 M / 69' 9"</b>
Waterline length (LWL)	<b>20.55 M / 67' 5"</b>
Beam overall	<b>8.2 M / 26' 11"</b>
Height above waterline w/ hard top (including light and radar mast)	<b>7.8 M / 25' 7"</b>
Draft including propellor (approximate - will vary depending on load)	<b>1.45 M / 4' 9"</b>
Dry weight	<b>43,000 KG / 94,800 LB</b>
Light displacement	<b>47,000 KG / 103,617 LB</b>
Fully loaded displacement	<b>54,577 KG / 120,321 LB</b>

### Tankage

Main fuel tank capacity (total)	<b>4,400 L / 1,162 GAL</b>
Day tanks capacity	<b>780 L / 206 GAL</b>
Water tank (standard)	<b>1,560 L / 412 GAL</b>
Holding tank (total)	<b>560 L / 146 GAL</b>

<b>CE certification</b> ( <i>internationally recognized</i> )	<b>A (ocean):12 PAX</b>
	<b>B (offshore):18 PAX</b>
	<b>C (coastal):24 PAX</b>
	<b>D (Inland):40 PAX</b>

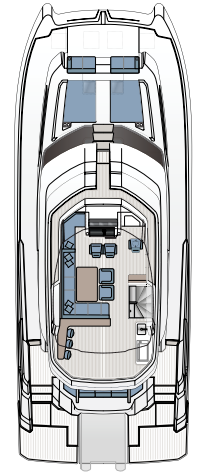
### Accommodation

Cabins	<b>4/5/6</b>
Heads with separate showers	<b>4/5/6</b>
Sleeps up to	<b>12</b>

\*Optional forepeak cabin

### Propulsion

Standard	<b>2x D13 1000 HP VOLVO PENTA DIESEL ENGINE</b>
Optional	<b>EMOTION HYBRID POWER AND NAVIGATION PACKAGE</b>



**STANDARD FLYBRIDGE**



**STANDARD MAIN DECK**



**STANDARD 4-CABIN/  
GALLEY UP**

## Propulsion

Gearbox	<b>ZF500A / Ratio 1.964:1</b>
Propellers	<b>Bronze-5 Blade 30" (760mm) with rope cutters</b>
Steering System	<b>Electric Fly By Wire Steering System</b>
Prop Shaft System	<b>Stainless steel with AquaDrive CV48 Antivibration thrust bearing system</b>
Prop Shaft Custom Fairing	<b>Custom designed to reduce drag and improve efficiency</b>
Vessel Control System	<b>Electronic</b>
Exhaust	<b>Under water</b>
Thrust Bearing and AquaDrive CV Joint	<b>Reduces vibration, noise, and improves performance</b>
Rudder	<b>Custom designed foil shape - Bronze</b>
Protection of Running Gear and Prop	<b>Optional PropSpeed applied to all running gear and props</b>

## Construction

InfusiCore hull and deck build material	<b>E-Glass with Vinylester Resin infused</b>
Main structural bulkheads	<b>Carbon epoxy resin infused; with solid carbon laminate</b>
Core materials vary in density (dependent on loads)	<b>PVC</b>
Gelcoat of hull	<b>NPG</b>

## Features

Euro yacht styling, a power catamaran that has the aesthetics of a true yacht

Exceptionally well balance yacht that allows owner operator or a captain

Harmonious lines and curves that are beautiful and extremely practical

Ergonomics for easy and safe moving around the yacht in all conditions



Flybridge with Portuguese bridge for secure moving around boat with optional side wing docking stations for perfect visibility

An exceptional performing and seaworthy hull shape providing first in class stability and comfort

Expansive outdoor living and entertaining spaces along with luxurious interior styling and amenities

Direct bow access from central steps leading from flybridge to bow area

Salon lounge and dining room with Italian designer furniture

Galley with Italian styling and equipment

Watertight bulkheads fore and aft

Integrated diesel tanks in each hull with double bottom

Bulbous bows integrated into hulls with sacrificial nose cone

Windows in hull and deck high quality tempered shatter proof glass meeting ISO standards

Salon and flybridge support structure using composites

## Interior Layout

Master cabin expands full beam of hull with king sized bed and chaise lounge area with vanity, separated walk in shower/head, double vanity sink, dressing area with desk

Two (2) VIP cabins with queen sized beds including private head with walk in shower/head with expansive views through hull side windows

One (1) cabin for captain/crew or guests with double bunks, desk, and walk in bathroom

Pantry/laundry area with ample storage and additional fridge/freezer storage

Day toilet accessible down starboard side steps

Large galley area with luxury appliances

Salon and dining room area accommodating various layout options with luxurious furniture

- Optional – 5 cabin/5 head version sleeps 10\*
- Optional – galley down version which opens up salon area to large entertainment area

## EXTERIOR

### Hull and Deck Features

Solid deck railings designed with luxury oval profile in 316L stainless steel  
Ergonomic transom steps for easy boarding and comfortable lounging off stern

Eight (8) Aquila branded 316L stainless steel auto lift cleats

Four (4) Heavy duty 17" stainless steel bollard cleats with anti chafe guards

Two (2) opening deck hatches carefully positioned to enhance ventilation in master cabin

PVC rubrail with 316L stainless steel insert offering all around protection  
Foredeck seating with two (2) pop up LED lighting fixtures and comfortable cushions

Foredeck sun pad area with integrated cushions and stainless steel cup holders

Two (2) flush mounted size 70 hatches allowing access to port and starboard bow lockers

Three (3) deck hatches allowing access to anchor chain area and windlass

Deck fill plates in 316L stainless steel: water (2); fuel (2); waste(4)

Well placed ergonomic handrails in 316L stainless steel ensuring secure movement onboard

Forward access steps from flybridge to bow with 316L polished stainless steel support and safety rail

LED navigation lights, running lights and anchoring light

Engine ventilation intakes with FRP cowling cover

Two (2) custom stainless steel retractable swim ladders with teak steps located in large aft deck hatch

Aft cockpit, flybridge and side decks all self draining

Engine access lockers with easy lift gas hinge allowing access to engine room \*Main access to engine rooms through watertight doors located in aft crew/guest cabin and starboard aft day head

Aft cockpit with heavy duty stainless steel variable position sliding door

Two (2) marine waterproof 7.7" JL speakers located at forward bow seating area

Salt and fresh water washdown connections at bow

Custom designed adjustable high quality marine finish wood aft cockpit table with stainless supports

Aft cockpit settee seating with storage underneath

LED deck courtesy lights located at transom, cockpit, side and foredeck, and flybridge



Windows, bonded in tempered glass - hull side and super structure

Windshield, bonded in tempered glass

Mooring System:

- Hydraulic anchor windlass with controls and chain counter
- Stainless Steel Anchor roller
- Polished 316L stainless steel anchor (63 kg)
- Anchor chain (12mm with 70 m length) and bridle system
- Emergency secondary stainless steel anchor roller
- Fiberglass deck hatch to self draining locker



### Cockpit

Sliding stainless steel glass panel door, lockable with flush threshold – entrance to salon

Flexiteak G2 Synthetic marine teak decking on cockpit deck

Two (2) Capstan winches, 1700w with stainless steel fairlead rollers for dock lines stairway

Storage compartment for mooring lines under capstans

Engine room access from deck hatches \*Main access to engine rooms through watertight doors located in aft crew/guest cabin and starboard aft day head

Custom designed adjustable high quality marine finish wood aft cockpit table with stainless supports

Large under deck storage locker

Seven (7) folding chairs from DEDON SEAX collection designed by Jean-Marie Massaud

Crew/guest cabin access from cockpit

Two (2) LED flood Lights to light up aft transom and dinghy lift area

Emergency fuel shut off valves

Four (4) marine waterproof 7.7" JL speakers and 10" JL subwoofer located in aft deck cockpit area

Two (2) structural polished stainless steel supports

Handrails, 316L stainless steel

LED courtesy lighting

Two (2) pop up LED lighting fixtures

Eight (8) dimmable lighting, overhead LED

Seating across width of cockpit area

Self draining cockpit area



- Four (4) marine waterproof 7.7" JL speakers and 10" JL subwoofer
- Two (2) manual opening overhead hatches in hard top allowing airflow to captain
- Two (2) electrical sliding hatches mounted in hard top
- Volvo Penta 7" engine data color display at flybridge helm
- Volvo Penta dual engine throttle control
- Electric fly by wire steering system
- Main access from interior steps in salon
- Handrails conveniently located all around flybridge for secure movement
- Forward flybridge access via integrated steps
- Tempered glass windshield
- Three (3) windshield wipers with fresh water supply and variable speed control at helm
- Windows on port and starboard providing protection from window and rain
- C-Zone touch 5 screen at helm
- Remote controlled spot light mounted on hard top
- Electric fog horn with loudspeaker mounted on hard top
- Compass at helm station
- Variable position leather wrapped steering wheel
- Two (2) LED flood lights mounted on hard top to light up foredeck area at night
- Comfortable forward facing seat on port side adjacent of helm station
- L-shaped settee area with custom wood table allowing convertibility to cocktail table or dining table
- Upholstered flybridge cushions and backrests
- Wet bar located aft port deck area incorporating Dekton work surface, sink with hot and cold faucet (optional location for full size electric BBQ)
- Large storage area under wet bar with four (4) access doors (optional location for fridge and icemaker)
- Large opening access hatch on starboard side allowing access to stairs salon area from flybridge
- Lifeguard and safety gear storage area under L-shaped settee seating area
- Top loading fiberglass storage compartment on port side
- Starboard side storage locker with two (2) access doors
- Cup holders located in various areas around flybridge
- Dimmable LED overhead mood lighting in hard top ceiling
- Aircon climate control at helm station
- Flybridge deck covered in synthetic teak decking

## Stern

- Remote controlled dinghy platform lift in-between hulls including
  - Lewmar CW800 Captive winch for platform and winch for dinghy launch/recovery
  - Removable dinghy support stainless steel rails
- Flexiteek G2 synthetic marine decking on transom/steps and dinghy lifting platform
- Four (4) Aquila branded 316L stainless steel auto lift cleats
- Doors on port and starboard side for cockpit access (stainless steel and acrylic)
- Four (4) movable stainless steel railings on transom
- Two (2) slide out stainless steel swim ladders with teak steps
- LED courtesy lights on transom steps
- Ergonomically positioned stainless steel grab rails
- Four (4) shore power inlets (125/250v AC) – Two (2) on cable master reels
- Fresh and sea water water deck washdown
- Fresh water water dockside connection
- Shoreside cable TV inlet
- Stairs, access to cockpit (molded, port and starboard)
- Storage lockers on port and starboard side under steps

## Flybridge

- Expansive FRP hard top with support structure
- Portuguese style bridge allowing excellent visibility and walk around ability for captain, crew, and passengers
- Forward flybridge access via center forward bow steps with built in stainless handrail for safety
- Flexiteak G2 Synthetic marine teak decking
- Two (2) – captain and co-captain adjustable STIDD admiral chairs wrapped in upgraded upholstery
- Starboard side adjustable STIDD admiral chair wrapped in upgraded upholstery



*All specifications and options are subject to change by Sino Eagle Yachts at their sole discretion. Performance is purely indicative and not a contractual commitment. Performance is subject to many variances outside the control of Sino Eagle Yachts. Specifications and graphics in this brochure are non-binding and customer must enter into contractual agreement with the Dealer or Agent of Record.*

## INTERIOR



### Salon

ALPI wood varnished cabinetry throughout with accented wall and ceiling coverings

ALPI wood varnished accent ceiling capping

Italian designed Natuzzi Italia sectional sofa from Herman collection designed by Manzoni & Tapinassi

Italian designed Natuzzi Italia Couture swivel armchair designed by Manzoni & Tapinassi

Italian designed Natuzzi Italia coffee table and side table from Herman collection designed by Studio Memo

Italian designed Natuzzi Italia 100% eco-sustainable bamboo silk SETI rug

Three (3) Italian designed Natuzzi Italia adjustable bar chairs from the DOVE collection

Denon HEOS 5.1 surround sound wireless system

Shatter-proof windows with external overhangs offers excellent visibility and reduce sunlight

Custom electrical blinds fitted on salon outboard windows

Curtains for main salon entry sliding door

Electrically actuated sliding salon door w/ polished stainless steel frame and tempered glass providing access to cockpit

Panel ceilings with decorative solid wood trim and LED accent lighting

Wireless charger located at TV entertainment area

Designated area for 49" Ultra High Definition TV

Dimmable overhead LED ceiling lights, LED mood lighting and LED courtesy lighting

Four (4) decorative LED wall sconces

Staircase to starboard side providing interior access from salon to flybridge area

Electrical outlets located throughout area

Leather wrapped stainless supports

Floor access hatch to main house batteries and charging/inverter systems

Designated bar area with Dekton countertops, sink, and touchless faucet to starboard

Storage cabinets under bar counter top

Synthetic wear resistant flooring offering maintenance free natural wood look

Stair access to starboard side cabin and pantry area

### Galley/Dining

ALPI wood varnished cabinetry throughout with accented wall and ceiling coverings

ALPI wood varnished accent ceiling capping

Excellent all round visibility from galley and dining table seating

Italian designed Natuzzi Italia wood framed dining room table designed by Claudio Bellini

Eight (8) Italian designed Natuzzi Italia wood framed VESTA leather dining chairs

Italian designed Natuzzi Italia RIFLESSO rug

Induction cooktop – Gagganeau 400 series 36" with TFT touch display

Convection oven – Gagganeau 400 series stainless steel 30"

Combination microwave oven, grill and oven - Gagganeau stainless steel 400 Series 24"

Dishwasher – Gagganeau 400 series stainless steel 24"

Espresso machine - Gagganeau 400 series fully automatic stainless steel 24"

Wine chiller – Gagganeau 400 series with glass door and stainless steel Frame 24"

Ceiling mounted stainless steel ventilation hood - Zephyr 43" Lux Island

Refrigerator/freezer – full sized double door/fridge = 11.7 cu.ft. freezer = 5.1 cu.ft.

All countertops with engineered stone

Stainless steel sink with Dekton cover and touchless stainless steel faucet

Shatter-proof windows with external overhangs offers excellent visibility and reduce sunlight

Custom electrical blinds fitted on salon outboard windows

Storage cupboards and drawers offering ample storage for all galley accessories

Designated bar area with stainless sink with Dekton cover and touchless stainless faucet

Ample storage lockers on starboard side under Dekton worktop surface

Dimmable overhead LED ceiling lights as well as mood lighting

Floor access hatch to fresh water tanks and storage

Electrical outlets located throughout area

Wireless charger in dining table area

Stair case access to master cabin area and port side cabin

Synthetic wear resistant flooring offering maintenance free natural wood look





## Master Cabin (Full Beam)

ALPI wood varnished cabinetry throughout with accented wall and ceiling coverings  
Denon HEOS 5.1 surround sound wireless system  
Luxury carpet in main cabin area  
Chaise lounge seating to port of main with vanity/desk area with power socket  
Private access door to cabin for privacy  
Refrigerator/freezer – fridge=8 cu.ft. (adjacent to cabin)  
A/C vents with Aircon display controller  
Two (2) power sockets with double USB outlets located under bed  
Two (2) opening ventilation hatches in ceiling with blinds  
Two (2) stainless steel leather wrapped supports  
Designated area for 55" Ultra High Definition TV and surround sound bar  
Port and starboard deck and hull side windows with blinds  
Dimmable overhead LED ceiling lights as well as mood lighting  
LED reading lights to port and starboard of bed above bed side cabinets  
Hinged access area with gas shocks under bed for additional storage  
Memory foam mattress  
Cabin mattress size: King – L=80" (204 cm) x W=76" (193 cm)  
Wireless chargers conveniently located on each bed side cabinet (2)  
Dressing area to starboard side including:

- Six (6) large pull out drawers
- Overhead cabinetry for storage
- Clothes hanger closet with shoe storage below
- Large hull side window with blinds and LED accent lighting
- Double power socket with USB outlet

Bathroom area to port side including:

- Bathroom vanity with two (2) Duravit sinks and Hansgrohe faucets
- Two (2) dual GFCI protected power outlets at sinks
- Four (4) pull out drawers under sinks
- Toothbrush and soap dispenser
- Electrical blinds on hull side window with LED accent lighting
- Walk in fresh water electric flushing toilet with privacy door and ventilation fan
- Dimmable overhead LED lighting
- Full sized walk in shower with overhead rain shower and privacy door
- Full sized mirror with leather wrapped frame
- Dekton stone countertops and wall accents
- Synthetic wear resistant flooring offering maintenance free natural wood look

## VIP Cabins—Port and Starboard Side

ALPI wood varnished cabinetry throughout with accented wall and ceiling coverings  
Denon HEOS 5.1 surround sound wireless system  
Luxury carpet in main cabin area  
Private access door to cabin for privacy  
A/C vents with Aircon display controller  
Two (2) power sockets with double USB outlets located under bed  
Clothes hanger closet with shoe storage below  
Large hull side window providing excellent view with electrical blinds  
Dimmable overhead LED ceiling lights as well as mood lighting



LED reading lights to port and starboard of bed above bed side cabinets  
Additional storage under bed  
Memory foam mattress  
Cabin mattress size: Queen – L=78" (198 cm) x W=62" (158 cm)  
Wireless chargers conveniently located on each bed side cabinet (Two (2) total in each cabin)  
Bathroom area to port side including:

- Fresh water electric flushing toilet
- Walk in shower with separation hinged door
- Single Duravit vanity with sink and Hansgrohe faucet
- Double GFCI protected outlets
- Toothbrush and soap dispenser
- Dimmable LED overhead lighting
- Full sized mirror with LED accent lighting
- Dekton stone countertops and wall accents
- Synthetic wear resistant flooring offering maintenance free natural wood look

## Crew/Guest Cabin

ALPI wood varnished cabinetry throughout with accented wall and ceiling coverings  
Denon HEOS surround sound wireless system  
Hinged access door from cockpit, with steps into cabin  
A/C vent with aircon display controller  
Bed, two (2) singles bunk beds  
Dimmable overhead LED lighting  
Three (3) outlets with double USB outlets  
Storage, cabinetry  
Crew head and shower with Dekton countertops and backsplash  
Duravit sink with Hansgrohe faucet  
Fresh water electric toilet  
GFCI protected outlet in head  
Main electrical service panels and C-Zone operating system  
Nav station/desk area

## Navigation Station

- C-Zone 10" digital switching control screen
- Four (4) Aicon display/controls
- Generator control panel
- Engine fire system alarms
- Two (2) variable speed windshield wipers with control panel
- Wireless charger
- Single power outlet with USB charger
- Optional underwater LED Light controls
- Optional water maker control
- Optional VHF with Speaker
- Two (2) 22" optional dual Volvo Penta Glass Cockpit screens

## Pantry/Laundry

- Designated optional full-size stackable washer/dryer location
- Hard surface wearing countertops
- Dimmable overhead LED ceiling lights
- Leather wrapped stainless steel support
- Pantry storage with shelving
- Two (2) double power sockets
- A/C vents with Aicon display controller

## SYSTEMS



## Engine Room

- Anti-vibration AquaDrive CV48 thrust bearing system on each shaft
- Watertight door access from crew quarters and starboard aft day head (main access)
- Stainless steel steps from cockpit hatch to each engine room (secondary access)
- Optional SidePower hydraulic thruster system main pump
- Day fuel tank in each engine room with auto fuel transfer pump from main tank (390 L/103 gal each)
- Single power outlet for AC power
- Manual transfer pump for transferring fuel from each main fuel tank
- Two (2) shore power cable master system in starboard engine room
- Algae X fuel conditioning system
- Overhead LED lighting in each engine room
- Custom designed marine exhaust systems underwater engine exhaust to reduce engine emission, noise, and vibrations
- Fresh water pump and accumulator tank
- Automatic fire suppression heat activated system with alarm monitors at helm station
- Fly by wire steering system

- Access for servicing plumbing equipment such as watermaker filters, washdown pump, and water heaters
- Bronze thru hulls with strainers for water supply to major equipment
- Main electrical breaker panels for main power and inverter/charger supply
- Engine room blowers for air distribution
- Engine support frame built in 316L stainless steel
- Maintenance access to Iso-Boost transformer and generators
- Engine room fully insulated with panels for noise reduction
- Easy access through interior watertight doors to engine room systems for ease of maintenance
- Automatic bilge pump in each engine room with warning light at helm and nav station
- Excellent all around engine and systems access for ease of maintenance
- Two (2) hydraulic steering cylinders

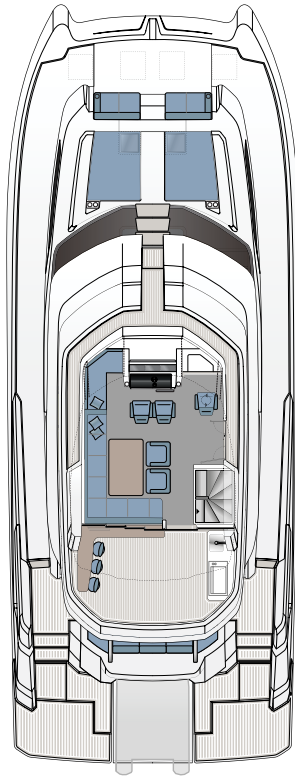
## Electrical

- Two (2) Kohler 21kw generators with PGEN technology (kw may vary depending on 50hz or 60hz vessel)
- Two (2) Aicon system, Webasto Blue Cool V-Series V77k BTU variable speed chilled water system
- C-Zone digital switching system for AC and DC components with multiple screens located throughout boat
- Two (2) Iso Boost transformers
- Two (2) shore Power cable master system on starboard side with 85 ft shore cable (125/250 VAC)
- Manual shore power connections on port side
- Auto transformer (120/240v-100A)
- Three (3) main house battery chargers = 24v-100A/h
- Four (4) engine/generator battery chargers = 12v-25A/h
- Emergency battery charger = 12v-25A/h
- Two (2) inverters = 24v/4000
- Two (2) water heaters @ 80 L (21 gal) each
- Sixteen (16) bilge pumps, automatic electric
- Four (4) black water discharge pumps with remote electrical valves through C-Zone control
- Four (4) grey water discharge pumps
- Two (2) fresh water system pumps - 24v @ 50 L/min
- Electronic start/stop switches at helm station with E-Key protection
- Shore power overcurrent protection breakers
- Automatic power change over system with manual bypass
- Twelve (12) house batteries = 215 A/h AGM
- Two (2) emergency batteries = 200 A/h AGM
- Four (4) generator batteries = 150 A/h AGM
- Four (4) engine start batteries = 200 A/h AGM

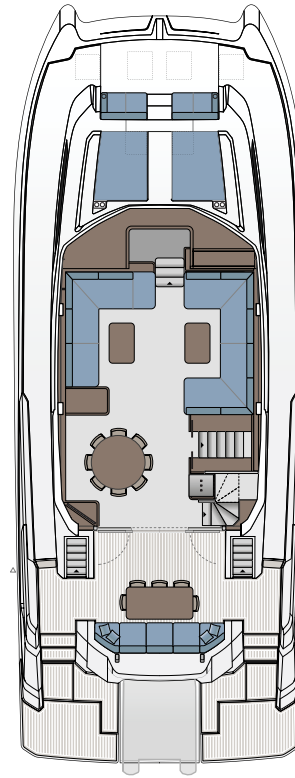


\*Non contractual document\*

**OPTIONAL LAYOUTS**



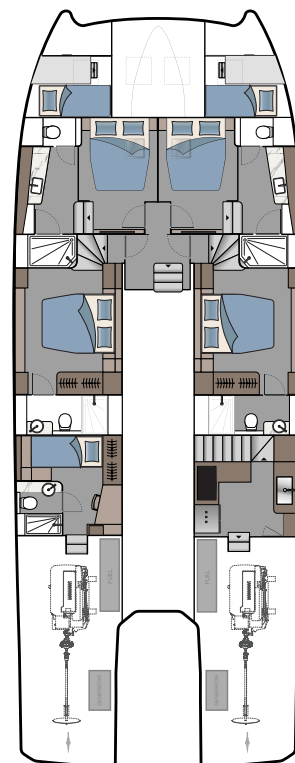
**SKYLounge FLYBRIDGE**



**MAIN DECK/GALLEY DOWN**



**5-CABIN/GALLEY UP**



**5-CABIN/GALLEY DOWN**

*All specifications and options are subject to change by Sino Eagle Yachts at their sole discretion. Performance is purely indicative and not a contractual commitment. Performance is subject to many variances outside the control of Sino Eagle Yachts. Specifications and graphics in this brochure are non-binding and customer must enter into contractual agreement with the Dealer or Agent of Record.*

