



70

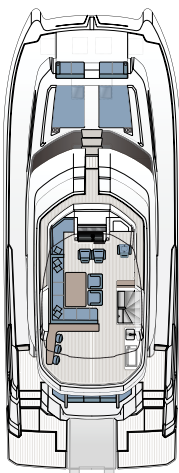
LUXURY



### Features

- Euro yacht styling, a power catamaran that has the aesthetics of a true yacht
- Exceptionally well balance yacht that allows owner operator or a captain
- Harmonious lines and curves that are beautiful and extremely practical
- Ergonomics for easy and safe moving around the yacht in all conditions
- Flybridge with Portuguese bridge for secure moving around boat with optional side wing docking stations for perfect visibility
- An exceptional performing and seaworthy hull shape providing first in class stability and comfort
- Expansive outdoor living and entertaining spaces along with luxurious interior styling and amenities
- Direct bow access from central steps leading from flybridge to bow area
- Salon lounge and dining room with Italian designer furniture
- Galley with Italian styling and equipment
- Watertight bulkheads fore and aft
- Integrated diesel tanks in each hull with double bottom
- Bulbous bows integrated into hulls with sacrificial nose cone
- Windows in hull and deck high quality tempered shatter proof glass meeting ISO standards
- Salon and flybridge support structure using composites

STANDARD  
FLYBRIDGE



STANDARD  
MAIN DECK



STANDARD 4-CABIN/  
GALLEY UP



### SPECIFICATIONS

LENGTH: 21.3 M • 69' 10"  
OVERALL.

BEAM: 8.21 M • 26' 11"

HEIGHT: 7.8 M • 25' 7"

ABOVE WATERLINE WITH HARDTOP, INCLUDING LIGHT  
AND RADAR MAST.

DRAFT: 1.45 M • 4' 9"

WITH LIGHT LOAD. WILL VARY DEPENDING ON LOAD.

LIGHT DISPLACEMENT:

47,000 KG • 103,617 LB

LOADED DISPLACEMENT:

54,577 KG • 120,321 LB



### ACCOMMODATIONS

SLEEPS UP TO: 12

MAXIMUM PASSENGERS: 40

CABINS: 4 • 5 • 6

OPTIONAL FOREPEAK CABIN.

HEADS WITH SHOWERS: 4 • 5 • 6



### TANKAGE

FUEL: 4,400 L • 1,162 GAL

ADDITIONAL FUEL: 780 L • 206 GAL

OPTIONAL.

WATER: 1,560 L • 148 GAL

HOLDING: 560 L • 148 GAL



### PROPULSION

STANDARD:

2x D8 600 HP Volvo Penta

OPTIONAL:

2x D13 1000 HP Volvo Penta



### CE CERTIFICATION

A (OCEAN): 12

B (OFFSHORE): 18

C (COASTAL): 24

D (INLAND): 40

## Propulsion

Gearbox	ZF500A / Ratio 1.964:1
Propellers	Bronze-5 Blade 30" (760mm) with rope cutters
Steering Sytem	Electric Fly By Wire Steering System
Prop Shaft System	Stainless steel with AquaDrive CV48 Antivibration thrust bearing system
Prop Shaft Custom Fairing	Custom designed to reduce drag and improve efficiency
Vessel Control System	Electronic
Exhaust	Under water
Thrust Bearing and AquaDrive CV Joint	Reduces vibration, noise, and improves performance
Rudder	Custom designed foil shape – Bronze
Protection of Running Gear and Prop	Optional PropSpeed applied to all running gear and props

## Construction

InfusiCore hull and deck build material	E-Glass with Vinylester Resin infused
Main structural bulk-heads	Carbon epoxy resin infused; with solid carbon laminate
Core materials vary in density (dependent on loads)	PVC
Gelcoat of hull	NPG

## Interior Layout

- Master cabin expands full beam of hull with king sized bed and chaise lounge area with vanity, separated walk in shower/head, double vanity sink, dressing area with desk
- Two (2) VIP cabins with queen sized beds including private head with walk in shower/head with expansive views through hull side windows
- One (1) cabin for captain/crew or guests with double bunks, desk, and walk in bathroom
- Pantry/laundry area with ample storage and additional fridge/freezer storage
- Day toilet accessible down starboard side steps
- Large galley area with luxury appliances
- Salon and dining room area accommodating various layout options with luxurious furniture
  - Optional – 5 cabin/5 head version sleeps 10\*
  - Optional – galley down version which opens up salon area to large entertainment area



## Hull and Deck Features

- Solid deck railings designed with luxury oval profile in 316L stainless steel
- Ergonomic transom steps for easy boarding and comfortable lounging off stern
- Eight (8) Aquila branded 316L stainless steel auto lift cleats
- Four (4) Heavy duty 17" stainless steel bollard cleats with anti chafe guards
- Two (2) opening deck hatches carefully positioned to enhance ventilation in master cabin
- PVC rubrail with 316L stainless steel insert offering all around protection
- Foredeck seating with two (2) pop up LED lighting fixtures and comfortable cushions
- Foredeck sun pad area with integrated cushions and stainless steel cup holders
- Two (2) flush mounted size 70 hatches allowing access to port and starboard bow lockers
- Three (3) deck hatches allowing access to anchor chain area and windlass
- Deck fill plates in 316L stainless steel: water (2); fuel (2); waste(4)
- Well placed ergonomic handrails in 316L stainless steel ensuring secure movement onboard
- Forward access steps from flybridge to bow with 316L polished stainless steel support and safety rail
- LED navigation lights, running lights and anchoring light
- Engine ventilation intakes with FRP cowling cover
- Two (2) custom stainless steel retractable swim ladders with teak steps located in large aft deck hatch
- Aft cockpit, flybridge and side decks all self draining
- Engine access lockers with easy lift gas hinge allowing access to engine room \*Main access to engine rooms through watertight doors located in aft crew/guest cabin and starboard aft day head
- Aft cockpit with heavy duty stainless steel variable position sliding door
- Two (2) marine waterproof 7.7" JL speakers located at forward bow seating area
- Salt and fresh water washdown connections at bow
- Custom designed adjustable high quality marine finish wood aft cockpit table with stainless supports
- Aft cockpit settee seating with storage underneath
- LED deck courtesy lights located at transom, cockpit, side and foredeck, and flybridge

## Cockpit

- Sliding stainless steel glass panel door, lockable with flush threshold – entrance to salon
- Flexiteak G2 Synthetic marine teak decking on cockpit deck
- Two (2) Capstan winches, 1700w with stainless steel fairlead rollers for dock lines stairway
- Storage compartment for mooring lines under capstans
- Engine room access from deck hatches \*Main access to engine rooms through watertight doors located in aft crew/ guest cabin and starboard aft day head
- Custom designed adjustable high quality marine finish wood aft cockpit table with stainless supports
- Large under deck storage locker
- Seven (7) folding chairs from DEDON SEAX collection designed by Jean-Marie Massaud
- Crew/guest cabin access from cockpit
- Two (2) LED flood Lights to light up aft transom and dinghy lift area
- Emergency fuel shut off valves
- Four (4) marine waterproof 7.7" JL speakers and 10" JL subwoofer located in aft deck cockpit area
- Two (2) structural polished stainless steel supports
- Handrails, 316L stainless steel
- LED courtesy lighting
- Two (2) pop up LED lighting fixtures
- Eight (8) dimmable lighting, overhead LED
- Seating across width of cockpit area
- Self draining cockpit area



## Stern

- Remote controlled dinghy platform lift in-between hulls including
  - Lewmar CW800 Captive winch for platform and winch for dinghy launch/recovery
  - Removable dinghy support stainless steel rails
- Flexiteak G2 synthetic marine decking on transom/steps and dinghy lifting platform
- Four (4) Aquila branded 316L stainless steel auto lift cleats
- Doors on port and starboard side for cockpit access (stainless steel and acrylic)
- Four (4) movable stainless steel railings on transom
- Two (2) slide out stainless steel swim ladders with teak steps



- LED courtesy lights on transom steps
- Ergonomically positioned stainless steel grab rails
- Four (4) shore power inlets (125/250v AC) – Two (2) on cable master reels
- Fresh and sea water water deck washdown
- Fresh water water dockside connection
- Shoreside cable TV inlet
- Stairs, access to cockpit (molded, port and starboard)
- Storage lockers on port and starboard side under steps

## Flybridge

- Expansive FRP hard top with support structure
- Portuguese style bridge allowing excellent visibility and walk around ability for captain, crew, and passengers
- Forward flybridge access via center forward bow steps with built in stainless handrail for safety
- Flexiteak G2 Synthetic marine teak decking
- Two (2) – captain and co-captain adjustable STIDD admiral chairs wrapped in upgraded upholstery
- Starboard side adjustable STIDD admiral chair wrapped in upgraded upholstery
- Four (4) marine waterproof 7.7" JL speakers and 10" JL subwoofer
- Two (2) manual opening overhead hatches in hard top allowing airflow to captain
- Two (2) electrical sliding hatches mounted in hard top
- Volvo Penta 7" engine data color display at flybridge helm
- Volvo Penta dual engine throttle control
- Electric fly by wire steering system
- Main access from interior steps in salon
- Handrails conveniently located all around flybridge for secure movement
- Forward flybridge access via integrated steps
- Tempered glass windshield
- Three (3) windshield wipers with fresh water supply and variable speed control at helm
- Windows on port and starboard providing protection from window and rain



- C-Zone touch 5 screen at helm
- Remote controlled spot light mounted on hard top
- Electric fog horn with loudspeaker mounted on hard top
- Compass at helm station
- Variable position leather wrapped steering wheel
- Two (2) LED flood lights mounted on hard top to light up foredeck area at night
- Comfortable forward facing seat on port side adjacent of helm station
- L-shaped settee area with custom wood table allowing convertibility to cocktail table or dining table
- Upholstered flybridge cushions and backrests
- Wet bar located aft port deck area incorporating Dekton work surface, sink with hot and cold faucet (optional location for full size electric BBQ)
- Large storage area under wet bar with four (4) access doors (optional location for fridge and icemaker)
- Large opening access hatch on starboard side allowing access to stairs salon area from flybridge
- Lifejacket and safety gear storage area under L-shaped settee seating area
- Top loading fiberglass storage compartment on port side
- Starboard side storage locker with two (2) access doors
- Cup holders located in various areas around flybridge
- Dimmable LED overhead mood lighting in hard top ceiling
- Aircon climate control at helm station
- Flybridge deck covered in synthetic teak decking

## Salon

- ALPI wood varnished cabinetry throughout with accented wall and ceiling coverings
- ALPI wood varnished accent ceiling capping
- Italian designed Natuzzi Italia sectional sofa from Herman collection designed by Manzoni & Tapinassi
- Italian designed Natuzzi Italia Couture swivel armchair designed by Manzoni & Tapinassi
- Italian designed Natuzzi Italia coffee table and side table from Herman collection designed by Studio Memo
- Italian designed Natuzzi Italia 100% eco-sustainable bamboo silk SETI rug
- Three (3) Italian designed Natuzzi Italia adjustable bar chairs from the DOVE collection
- Denon HEOS 5.1 surround sound wireless system
- Shatter-proof windows with external overhangs offers excellent visibility and reduce sunlight

- Custom electrical blinds fitted on salon outboard windows
- Curtains for main salon entry sliding door
- Electrically actuated sliding salon door w/ polished stainless steel frame and tempered glass providing access to cockpit
- Panel ceilings with decorative solid wood trim and LED accent lighting
- Wireless charger located at TV entertainment area
- Designated area for 49" Ultra High Definition TV
- Dimmable overhead LED ceiling lights, LED mood lighting and LED courtesy lighting
- Four (4) decorative LED wall sconces
- Staircase to starboard side providing interior access from salon to flybridge area
- Electrical outlets located throughout area
- Leather wrapped stainless supports
- Floor access hatch to main house batteries and charging/inverter systems
- Designated bar area with Dekton countertops, sink, and touchless faucet to starboard
- Storage cabinets under bar counter top
- Synthetic wear resistant flooring offering maintenance free natural wood look
- Stair access to starboard side cabin and pantry area

## Galley / Dining

- ALPI wood varnished cabinetry throughout with accented wall and ceiling coverings
- ALPI wood varnished accent ceiling capping
- Excellent all round visibility from galley and dining table seating
- Italian designed Natuzzi Italia wood framed dining room table designed by Claudio Bellini
- Eight (8) Italian designed Natuzzi Italia wood framed VESTA leather dining chairs



- Italian designed Natuzzi Italia RIFLESSO rug
- Induction cooktop – Gagganeau 400 series 36" with TFT touch display
- Convection oven – Gagganeau 400 series stainless steel 30"
- Combination microwave oven, grill and oven – Gagganeau stainless steel 400 Series 24"
- Dishwasher – Gagganeau 400 series stainless steel 24"

- Espresso machine – Gagganeau 400 series fully automatic stainless steel 24"
- Wine chiller – Gagganeau 400 series with glass door and stainless steel Frame 24"
- Ceiling mounted stainless steel ventilation hood – Zephyr 43" Lux Island
- Refrigerator/freezer – full sized double door/fridge = 11.7 cu.ft. freezer = 5.1 cu.ft.
- All countertops with engineered stone
- Stainless steel sink with Dekton cover and touchless stainless steel faucet
- Shatter-proof windows with external overhangs offers excellent visibility and reduce sunlight
- Custom electrical blinds fitted on salon outboard windows
- Storage cupboards and drawers offering ample storage for all galley accessories
- Designated bar area with stainless sink with Dekton cover and touchless stainless faucet
- Ample storage lockers on starboard side under Dekton worktop surface
- Dimmable overhead LED ceiling lights as well as mood lighting
- Floor access hatch to fresh water tanks and storage
- Electrical outlets located throughout area
- Wireless charger in dining table area
- Stair case access to master cabin area and port side cabin
- Synthetic wear resistant flooring offering maintenance free natural wood look



### Full-Beam Master Cabin

- ALPI wood varnished cabinetry throughout with accented wall and ceiling coverings
- Denon HEOS 5.1 surround sound wireless system
- Luxury carpet in main cabin area
- Chaise lounge seating to port of main with vanity/desk area with power socket
- Private access door to cabin for privacy
- Refrigerator/freezer – fridge=8 cu.ft. (adjacent to cabin)
- A/C vents with Aircon display controller
- Two (2) power sockets with double USB outlets located under bed
- Two (2) opening ventilation hatches in ceiling with blinds
- Two (2) stainless steel leather wrapped supports



- Designated area for 55" Ultra High Definition TV and surround sound bar
- Port and starboard deck and hull side windows with blinds
- Dimmable overhead LED ceiling lights as well as mood lighting
- LED reading lights to port and starboard of bed above bed side cabinets
- Hinged access area with gas shocks under bed for additional storage
- Memory foam mattress
- Cabin mattress size: King – L=80" (204 cm) x W=76" (193 cm)
- Wireless chargers conveniently located on each bed side cabinet (2)
- Dressing area to starboard side including:
  - Six (6) large pull out drawers
  - Overhead cabinetry for storage
  - Clothes hanger closet with shoe storage below
  - Large hull side window with blinds and LED accent lighting
  - Double power socket with USB outlet
- Bathroom area to port side including:
  - Bathroom vanity with two (2) Duravit sinks and Hansgrohe faucets
  - Two (2) dual GFCI protected power outlets at sinks
  - Four (4) pull out drawers under sinks
  - Toothbrush and soap dispenser
  - Electrical blinds on hull side window with LED accent lighting
  - Walk in fresh water electric flushing toilet with privacy door and ventilation fan
  - Dimmable overhead LED lighting
  - Full sized walk in shower with overhead rain shower and privacy door
  - Full sized mirror with leather wrapped frame
  - Dekton stone countertops and wall accents
  - Synthetic wear resistant flooring offering maintenance free natural wood look

## VIP Cabins—Port & Starboard Side

- ALPI wood varnished cabinetry throughout with accented wall and ceiling coverings
- Denon HEOS 5.1 surround sound wireless system
- Luxury carpet in main cabin area
- Private access door to cabin for privacy
- A/C vents with Aircon display controller
- Two (2) power sockets with double USB outlets located under bed
- Clothes hanger closet with shoe storage below
- Large hull side window providing excellent view with electrical blinds
- Dimmable overhead LED ceiling lights as well as mood lighting
- LED reading lights to port and starboard of bed above bed side cabinets
- Additional storage under bed
- Memory foam mattress
- Cabin mattress size: Queen – L=78" (198 cm) x W=62" (158 cm)
- Wireless chargers conveniently located on each bed side cabinet (Two (2) total in each cabin)
- Bathroom area to port side including:
  - Fresh water electric flushing toilet
  - Walk in shower with separation hinged door
  - Single Duravit vanity with sink and Hansgrohe faucet
  - Double GFCI protected outlets
  - Toothbrush and soap dispenser
  - Dimmable LED overhead lighting
  - Full sized mirror with LED accent lighting
  - Dekton stone countertops and wall accents
  - Synthetic wear resistant flooring offering maintenance free natural wood look

## Crew / Guest Cabin

- ALPI wood varnished cabinetry throughout with accented wall and ceiling coverings
- Denon HEOS surround sound wireless system
- Hinged access door from cockpit, with steps into cabin
- A/C vent with aircon display controller
- Bed, two (2) singles bunk beds
- Dimmable overhead LED lighting
- Three (3) outlets with double USB outlets
- Storage, cabinetry
- Crew head and shower with Dekton countertops and backsplash
- Duravit sink with Hansgrohe faucet
- Fresh water electric toilet
- GFCI protected outlet in head
- Main electrical service panels and C-Zone operating system
- Nav station/desk area

## Navigation Station

- C-Zone 10" digital switching control screen
- Four (4) Aircon display/controllers
- Generator control panel

- Engine fire system alarms
- Two (2) variable speed windshield wipers with control panel
- Wireless charger
- Single power outlet with USB charger
- Optional underwater LED Light controls
- Optional water maker control
- Optional VHF with Speaker
- Two (2) 22" optional dual Volvo Penta Glass Cockpit screens

## Pantry / Laundry

- Designated optional full-size stackable washer/dryer location
- Hard surface wearing countertops
- Dimmable overhead LED ceiling lights
- Leather wrapped stainless steel support
- Pantry storage with shelving
- Two (2) double power sockets
- A/C vents with Aircon display controller



## Engine Room

- Anti-vibration AquaDrive CV48 thrust bearing system on each shaft
- Watertight door access from crew quarters and starboard aft day head (main access)
- Stainless steel steps from cockpit hatch to each engine room (secondary access)
- Optional SidePower hydraulic thruster system main pump
- Day fuel tank in each engine room with auto fuel transfer pump from main tank (390 L/103 gal each)
- Single power outlet for AC power
- Manual transfer pump for transferring fuel from each main fuel tank
- Two (2) shore power cable master system in starboard engine room
- Algae X fuel conditioning system
- Overhead LED lighting in each engine room
- Custom designed marine exhaust systems underwater engine exhaust to reduce engine emission, noise, and vibrations
- Fresh water pump and accumulator tank

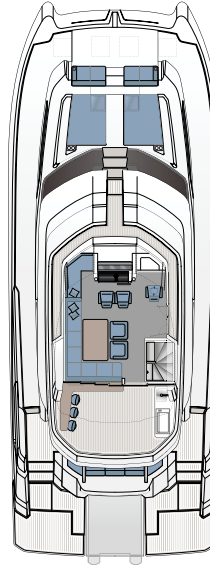
- Automatic fire suppression heat activated system with alarm monitors at helm station
- Fly by wire steering system
- Access for servicing plumbing equipment such as watermaker filters, washdown pump, and water heaters
- Bronze thru hulls with strainers for water supply to major equipment
- Main electrical breaker panels for main power and inverter/charger supply
- Engine room blowers for air distribution
- Engine support frame built in 316L stainless steel
- Maintenance access to Iso-Boost transformer and generators
- Engine room fully insulated with panels for noise reduction
- Easy access through interior watertight doors to engine room systems for ease of maintenance
- Automatic bilge pump in each engine room with warning light at helm and nav station
- Excellent all around engine and systems access for ease of maintenance
- Two (2) hydraulic steering cylinders

### Electrical

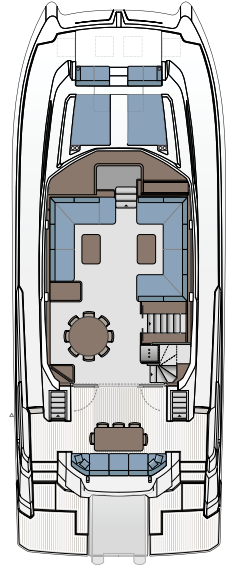
- Two (2) Kohler 21kw generators with PGEN technology (kw may vary depending on 50hz or 60hz vessel)
- Two (2) Aircon system, Webasto Blue Cool V-Series V77k BTU variable speed chilled water system
- C-Zone digital switching system for AC and DC components with multiple screens located throughout boat
- Two (2) Iso Boost transformers
- Two (2) shore Power cable master system on starboard side with 85 ft shore cable (125/250 VAC)
- Manual shore power connections on port side
- Auto transformer (120/240v-100A)
- Three (3) main house battery chargers = 24v-100A/h
- Four (4) engine/generator battery chargers = 12v-25A/h
- Emergency battery charger = 12v-25A/h
- Two (2) inverters = 24v/4000
- Two (2) water heaters @ 80 L (21 gal) each
- Sixteen (16) bilge pumps, automatic electric
- Four (4) black water discharge pumps with remote electrical valves through C-Zone control
- Four (4) grey water discharge pumps
- Two (2) fresh water system pumps - 24v @ 50 L/min
- Electronic start/stop switches at helm station with E-Key protection
- Shore power overcurrent protection breakers
- Automatic power change over system with manual bypass
- Twelve (12) house batteries = 215 A/h AGM
- Two (2) emergency batteries = 200 A/h AGM
- Four (4) generator batteries = 150 A/h AGM
- Four (4) engine start batteries = 200 A/h AGM

### Optional Configurations

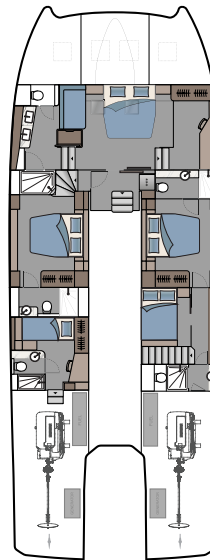
SKYLounge  
FLYBRIDGE



MAIN DECK/  
GALLEY DOWN



5-CABIN/  
GALLEY UP



5-CABIN/  
GALLEY DOWN

