

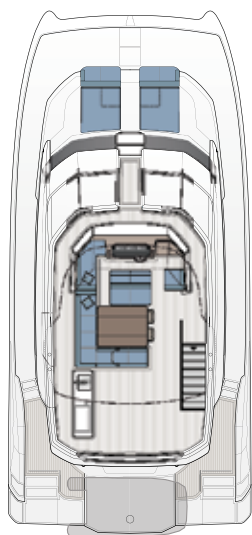
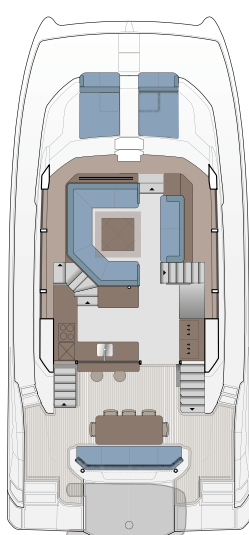
54

YACHT


 **AQUILA**

Features

- An exceptional performing and seaworthy hull shape providing best-in-class stability and comfort
- Expansive outdoor living and entertaining spaces along with luxurious interior styling and amenities
- Plenty of shade on flybridge via fiberglass hardtop with 316L polished stainless steel supports
- Integrated bar area connecting social areas between aft cockpit and salon/galley
- Comfortable seating throughout for up to thirty (30) people onboard
- Direct bow access from central steps leading from flybridge to bow area
- FUSION multi-zone audio system with Fusion speakers and Bluetooth connectivity
- Premium comforts provided by way of three (3) cabins each with their individual walk in toilet with separate shower

STANDARD
FLYBRIDGESTANDARD
MAIN DECKOPTIONAL
4 CABIN + 4 HEAD

SPECIFICATIONS

LENGTH: 16.5 M • 54' 2"

OVERALL, INCLUDING SWIM PLATFORM BUT EXCLUDING ANCHOR ROLLER.

BEAM: 7.68 M • 25' 2"

HEIGHT: 6.15 M • 20' 2"

ABOVE WATERLINE WITH HARDTOP (EXCLUDING ELECTRONICS)

DRAFT: 1.37 M • 4' 6"

INCLUDING PROPELLER. WITH SACRIFICIAL SKEGS: 1.16M / 3' 10".

LIGHT DISPLACEMENT:

23,300 KG • 52,367 LB

LOADED DISPLACEMENT:

30,000 KG • 66,138 LB



ACCOMMODATIONS

SLEEPS UP TO: 10

MAXIMUM PASSENGERS: 30

CABINS: 3 • 4 • 5

HEADS WITH SHOWERS: 3 • 4 • 5



TANKAGE

FUEL: 2,200 L • 581 GAL

ADDITIONAL FUEL: 720 L • 190 GAL
OPTIONAL.

WATER: 1,000 L • 238 GAL

HOLDING: 340 L • 90 GAL



PROPULSION

STANDARD:

2x D6 380 HP Volvo Penta

OPTIONAL:

2x D6 480 HP Volvo Penta

2x 550 HP Yanmar



CE CERTIFICATION

A (OCEAN): 12

B (OFFSHORE): 12

C (COASTAL): 20

D (INLAND): 30

All specifications and options are subject to change by Sino Eagle Yachts at their sole discretion. Performance is purely indicative and not a contractual commitment. Performance is subject to many variances outside the control of Sino Eagle Yachts. Specifications and graphics in this brochure are non-binding and customer must enter into contractual agreement with the Dealer or Agent of Record. Actual color samples may vary slightly from digital representation.

OUT THERE STARTS HERE™

aquilaboats.com

Updated 5.8.25

Construction

Hull and deck material	InfusiCore vinyl ester resin infused throughout
Bulkhead and reinforcing	InfusiCore vinyl ester resin infused throughout
Core materials (vary in density)	PVC
Gel coat of hull	NPG
All main FRP components	Vinyl ester resin infused throughout
Bulbous Bows	Molded and attached; breakaway safety
Hull and deck windows	Tempered glass meeting ISO standards

Interior Layout

- Full beam master suite including full size closet, master head with walk-in shower and fresh water electric flush toilet
- Guest cabins including full size head with walk in shower and fresh water electric flush toilet
- Large salon area with ample comfortable seating
- Large galley area with full size refrigerator/freezer and common household amenities

Hull and Deck Features

- Six (6) opening deck hatches carefully positioned to enhance ventilation in cabins
- Three (3) opening port hatches installed in hull side windows of heads
- Custom built PVC rubrail with 316L stainless steel insert offering all around protection
- Custom solid deck railings in 316L stainless steel
- Two (2) comfortable and protected bow seats integrated into deck railing
- Ten (10) Mooring cleats in solid 316L polished stainless steel thru bolted
- Deck fill plates in 316L stainless steel: water (2); fuel (2); waste (3)
- Stainless steel bow roller for secondary anchor
- Anchor locker with 1700 watt windlass including handheld remote control with custom chain lock
- Well placed ergonomic handrails in 316L stainless steel ensuring secure movement onboard
- Forward access steps from flybridge to bow
- Ergonomic transom steps for easy boarding and comfortable lounging off stern
- Transom boarding rails in 316L stainless steel; located outboard of aft steps
- High visibility LED navigation lights, running lights and anchoring light
- Engine ventilation intakes with FRP cowling cover

- Integrated manual retractable swim ladder in 316L stainless steel
- Large starboard and port bow lockers with easy lift gas hinges for fender or gear storage; waterproof
- Self draining storage locker in aft cockpit floor
- Aft cockpit, flybridge and side decks all self draining
- Aft cockpit bar area with two (2) stainless steel bar stools
- Engine access lockers with easy lift gas hinge allowing easy access to engine room
- Aft cockpit with expansive hinging window and door opening to galley
- Aft cockpit seating area with dining table which comfortably seats ten (10)
- Forward bow seating for relaxing and socializing
- Integrated aft side boarding step in hull with 316L stainless steel handrail
- Large spacious foredeck for sunbathing
- LED downlighting in aft cockpit
- Variable temperature stern shower located at port aft steps



Flybridge

- Portuguese style flybridge with walk around forward of windscreen
- Exceptional flybridge access from two (2) stairway locations
- Main access from aft cockpit
- Handrails conveniently located all around flybridge for secure movement
- Forward flybridge access via integrated steps
- Forward fixed glass center windscreen with four (4) tempered glass panels
- Windshield wiper with fresh water supply and variable speed control at helm
- Electronic engine double lever throttle and gearshift control
- Variable position stainless steel steering wheel
- Hydraulic steering
- Compass at helm station
- Four (4) marine waterproof 6" 200w speakers located in hardtop
- Spacious and comfortable helm seat for two (2) people with upholstered seat and backrest
- Comfortable forward facing seats port and starboard adjacent of helm station

- Flybridge table with fold down extensions comfortably seating nine (9) people
- Upholstered flybridge cushions and backrests
- Wet bar located aft deck area incorporating Corian work surface, sink with hot and cold faucet
- Large storage area under wet bar with two (2) access doors (optional location for fridge and ice maker)
- Dedicated life raft storage locker at transom area with easy launch
- Lifejacket and safety gear storage under aft cockpit seats
- Fourteen (14) cup holders located in various areas around flybridge

Engine Room

- Engine exhaust to reduce engine emission noise
- Automatic fire suppression heat activated system with alarm monitors at helm station
- Engine room insulation (50mm) flame retardant polyurethane foam covered with metalized polyester film
- 316L stainless steel engine supports
- Engine room lighting
- Automatic electric bilge pump in each engine room
- Excellent all around engine and systems access for ease of maintenance
- Two (2) hydraulic steering cylinders with Optimus EPS power steering pumps

Engine Control

- Electronic engine double lever throttle and gearshift control
- Volvo Electronic Vessel Control (EVC) 4" display at helm station
- Electronic start/stop switches at helm station with E-Key protection



Underwater Gear

- Engine V-drive transmission for compact efficiency
- Propeller tunnels for reduced draft and maximum efficiency
- Four (4) blade bronze propellers
- Propeller shaft – machined stainless steel
- Rudders and tiller arm in 316L stainless steel with FRP tube
- Shut off valves on all salt water intakes in engine rooms

- Sea water strainers
- Watertight self aligning dripless shaft seal with 316 stainless steel housing and self aligning teflon bearing
- Extended bronze P-bracket for maximum propeller protection
- Sacrificial keel forward of drive train for added running gear protection

Technical Features

- Bilge pump warning lights
- Instrument panels
- Steering, tilt wheel
- Steering wheel, stainless steel

Salon Area

- Excellent all around visibility from salon seating
- Shatter-proof windows with external overhangs offering excellent visibility and reduced direct sunlight
- Tempered glass hinged window via tempered glass door to cockpit offers excellent ventilation and through flow
- Laminate finishes with solid wood trim
- Blinds covering port and starboard side windows
- Overhead LED ceiling lights, LED mood lighting and LED courtesy lighting
- Wall-mounted LED lights
- Panel ceilings with decorative solid wood trim and LED accent lighting
- Comfortable open couch seating to starboard
- U-shaped salon lounge settee around salon table with seating up to eight (8) people
- Salon table
- Large shelves behind settees
- Cushions in soft easy clean upholstery
- Hidden slide out mini bar in partition (4 cabin version only)
- Bluetooth stereo head unit with DVD player
- Four (4) ceiling mounted speakers 7.7" 200w
- Salon converts into two (2) comfortable single beds
- Vertical 316L stainless steel handrail in salon and galley
- Synthetic flooring offering maintenance free natural look

Galley Area

- Three burner propane hob
- Dedicated microwave storage location with outlet
- Large double door fridge/freezer
- Single stainless steel sink with Corian worktop cover and single lever variable temperature faucet
- Central island with storage drawers underneath
- Storage cupboards and drawers offering ample storage for all galley accessories
- Durable stain resistant Corian countertop
- Slide out garbage bin under sink
- Overhead LED ceiling lights as well as mood lighting
- LED courtesy floor lighting
- Synthetic flooring offering maintenance free natural look

Stateroom Areas

- Large windows throughout offering excellent views
- Dedicated hanging lockers
- Custom blinds fitted on cabin hull windows
- Concealed shade blind and insect screen on opening deck hatch where installed
- Overhead LED ceiling lighting and floor courtesy lighting
- Overhead LED reading lights
- Aft starboard stateroom offering full size bed
- Ample storage lockers and/or drawers under beds
- 150mm/6" memory foam mattresses
- Synthetic wear resistant flooring offering maintenance free natural wood look
- Large master stateroom mattress (60"W x 80" L / 195 cm x 203 cm)
- Aft guest cabin mattress sizes (61.5"W x 79.8" L / 156 cm x 202 cm)

Heads & Separate Shower Stalls

- Quiet electric push button control fresh water flush toilets with large bowl
- Opening deck hatch offering ample ventilation
- Blinds over hull window
- Stylish above countertop wash basins with single lever variable temperature faucet
- Corian countertop surrounding wash basin
- Vanity lockers with mirrors
- Synthetic wear resistant flooring offering maintenance free natural wood look
- Separate shower stall with seat and flexible shower faucet (except cabin 4 where shown)
- Acrylic door separating shower from the rest of the bathroom (except cabin 4 where shown)
- Automatic shower and sink drain via dedicated sealed sump box
- Overhead LED lighting
- LED nightlight above wash basin

Navigation Area

- Ample navigation work surface for charts and books
- C-Zone digital switch panel with transfer switches for all electrical systems
- Dedicated service panel for optional generator, desalinator and inverter control panels
- Dedicated electronics display panel offering easy access and visibility to electronic systems including optional VHF radio
- Multizone entertainment system master unit offering multi three (3) zone control
- Light switch panel controlling all salon, galley and aft cockpit lighting
- Remote battery switches for all onboard batteries

Water & Bilge System

- Fresh water pressure pumps with accumulator tank offering equal water pressure throughout
- Backup fresh water pump

- Two (2) hot water cylinders (80 L/21 gal) powered by engine heat exchanges and AC power
- Two (2) connected water tanks (500 L/ 132 gal)
- Water tank level gauges

Waste System

- Grey water from showers and sinks collected in two (2) sealed sump box's with auto discharge overboard
- Black water holding tanks discharged via deck pump out or overboard with macerator pumps
- Black water tank level gauges

Electrical System

- C-Zone digital switching system
- Master control panel for 12v and shore power service
- Remote battery master switches at panel
- Five (5) house batteries 200 amp/hour, AGM technology in dedicated battery locker
- Two (2) dedicated engine batteries 200 amp/hour, AGM technology
- Shore side electrical system
- AC power supplied by two (2) 50amp 125/250v shore power cables
- Galvanic isolator protector system

Fuel System

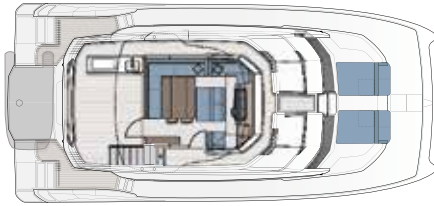
- Diesel fuel system with Racor water separation filters
- Dedicated fuel tank for each engine
- Racor fuel filters for each engine
- Aluminum fuel tanks with safety shut off valves and level monitors

Safety

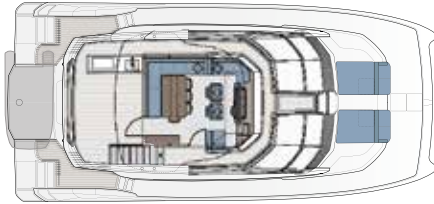
- Automatic fire suppression heat activated system with alarm monitors
- Bulbous bows integrated into hulls with sacrificial nose cone
- Small safety bulkheads bonded in close to transom as a safety barrier
- Owners operating manual
- CE certification

Optional Configurations

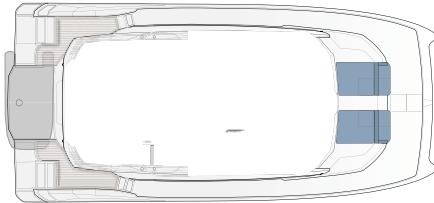
OPTIONAL SKYLounge
FLYBRIDGE W/ NO INTERIOR
STAIRS & STANDARD SEATING



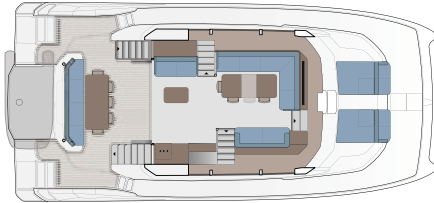
OPTIONAL SKYLounge
FLYBRIDGE W/ NO INTERIOR
STAIRS & CAPTAIN'S CHAIRS



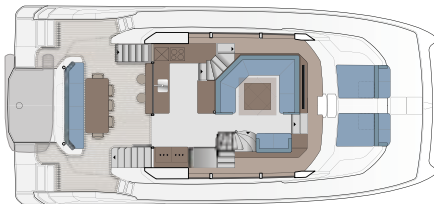
OPTIONAL SKYLounge
FLYBRIDGE W/INTERIOR
STAIRS & CAPTAIN'S CHAIRS



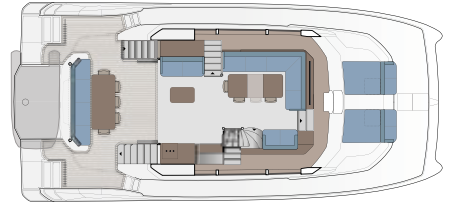
OPTIONAL MAIN DECK
W/GALLEY DOWN



OPTIONAL MAIN DECK
SKYLounge FLYBRIDGE
STAIRS W/SKYLounge



OPTIONAL MAIN DECK
W/GALLEY DOWN
INTERIOR SKYLounge
FLYBRIDGE STAIRS



OPTIONAL
4 CABIN + 4 HEAD



OPTIONAL
4 CABIN + 4 HEAD
GALLEY DOWN



OPTIONAL
5 CABIN + 5 HEAD

